

Week_25

Tuesday, March 21, 2023

11:02 PM

Introduction to Technology
03/25/2024

Welcome Students !!!

Tell me something positive that has happened over your weekend.

We will begin our Class with A review:


Touch Typing is a very important skill ! And I am so Proud of each student, you are learning a skill that will be with you for the rest of your life! As you do a hard thing <Learning>, touch typing will be easier... Each key that you learn is one behind you!!!

Touch Typing REVIEW:

h
of
ecome

Posture & technique

Sit with your back straight and your feet flat on the floor. You should have your arms next to your body in a comfortable position. Make sure the F and J keys of the keyboard are immediately opposite the middle of your body. When typing, keep your elbows close to your body, wrists and forearms at a 90-degree level. After striking each key return your fingers to their *resting* position on the **home row**.



Proper Keyboarding Techniques



- Sit up straight
- Feet flat on the floor
- **Body Centered on the Letters G and H**
- Elbows bent at side
- Fingers curved and resting on Home Row Keys
- **Thumbs resting at Spacebar**

be
nd J
dy.
rms
on over

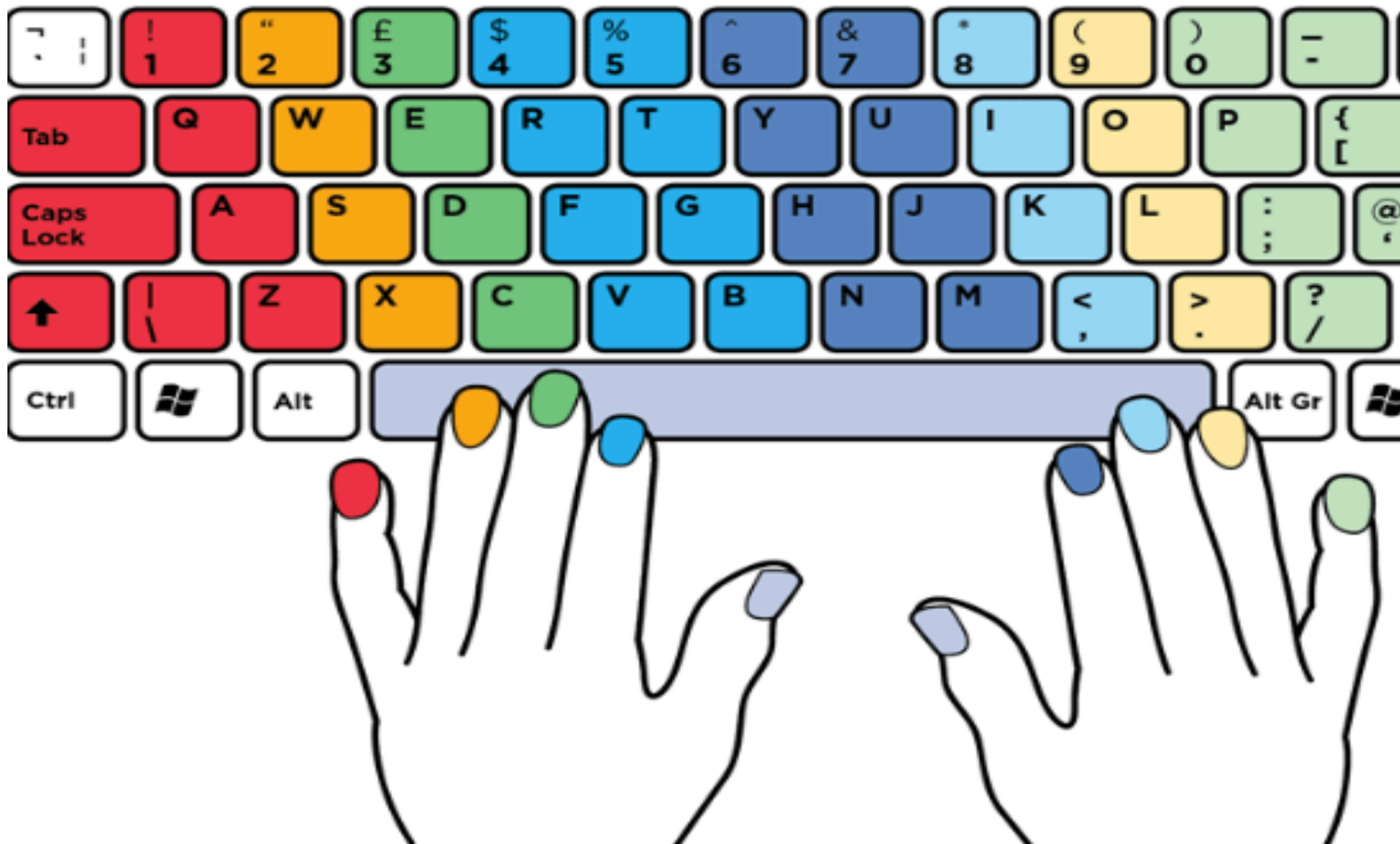


Touch Typing - is a style of typing without looking at the keys as you type. Although the phrase refers - typing without using the sense of sight to find the keys. **A touch typist will know the location of the keys on the keyboard through muscle memory.**

Our number one rule is

"Don't Look at the Keyboard"

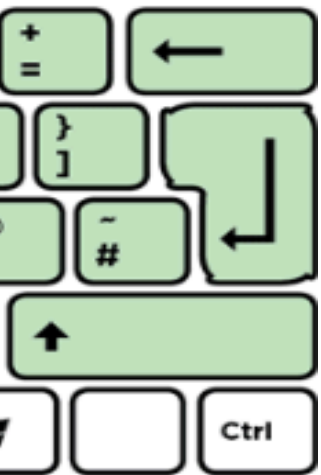
Learn the finger for each key and memorize the location, the practice typing a key while NOT looking at the keyboard.



From this image: what keys does the left hand middle finger hit?

DU
e of
the keys

ng each



FROM THIS IMAGE. WHAT KEYS DOES THE LEFT HAND MIDDLE FINGER HIT?

What keys does the right hand (4th) finger hit?

What keys does the left hand (2nd) finger hit?

What keys does the right hand (2nd) finger hit?

Which finger hits the most number of keys?

Touch Typing Question:

Which finger do you use for the [Space Bar] ?

Which finger do you use for the [A] Key?

Which finger do you use for the [J] Key?

Which finger do you use for the [D] Key?

Which finger do you use for the [L] Key?

Which finger do you use for the ["enter"] Key?

New Wifi: OAKWOOD

Password: 8139692303

Today we have a simple typing test:

Week_25_beginner

And

Week_25_intermediate



Week_25_Beginner_TouchTypingTest

Managed by Arthur Alton

[Overview](#)

[Students](#)

[Instructors](#)

[Results](#)



Week_25_Beginner_TouchTypingTest ●



Student will practice using their 5th & 4th fingers (Primary) + all the home row keys with this simple touch typing test. Be sure to use the correct finger with good touch typing position.

accurate finger with good touch typing position

Test active | Mar 25, 2024 - Apr 30, 2024

Created on | Mar 24, 2024

Modified on | Mar 24, 2024

Overview

Students

Instructors

Results

Week_25_Intermediate_TouchTypinTest ●



Students will practice with a warmup, practice from a bible verse.

Test active | Mar 25, 2024 - Apr 30, 2024

Created on | Mar 24, 2024

studio.code.org/s/text-compression/lessons/1/levels/1



Text Compression  I finished!

Si

Video: Text compression widget





Download Video

Continue

studio.code.org/s/text-compression/lessons/1/levels/2



Text Compression 2 I finished!

Look for patterns (repeated words or phrases) in the text. Enter the patterns you see into the dictionary on the right. As you type entries into for the entry is inserted into the text in place of the pattern.

Need help? See these videos and hints [Text compression widget](#)

Choose text: I Need a Dollar by Aloe Blacc I need ... Write your own

Finished

Compressed:

☺️☀️_by_Aloe_Blacc ☺️☀️,☀️_A☀️☔️Well ☺️☀️,☀️_A☀️☔️☺️
Said_I_said ☺️☀️,☀️_A☀️☔️☺️
And_if_I_share_with_you_my_story_would_you_share_your ☀️_with_me?

Dictionary:

* dollar
↑ that's_what_
☺️ I_need_
☺️

```
Compressed text size: 140 bytes
Dictionary size: 29 bytes
Total: 169 bytes
Original text size: 270 bytes
Compression: 37.41%
```

English

