

Week\_18

Trinity Coding4Kids

01/29/2024



### **DO YOU REALIZE HOW TOUCH TYPING IS IMPORTANT?**

In today's world many professions are based on using a computer. If you are a lawyer, a call center, you are a programmer or a writer, you use a computer. Whether it is a laptop or a desktop, it has a keyboard - the best device to insert text invented so far. If you spend a significant amount of time in front your computer, you should be able to type without looking at your keyboard. But why? It takes some time to learn how to touch type. It takes effort. At the beginning you even type slower than if you didn't use any technique. We try to explain why it is important to learn touch typing.

Today we will review touch typing -

, work in  
laptop or  
nd a  
t looking  
ort and  
explain

## How touch typing is an essential skill all children should learn

- Typing helps kids work more efficiently. ...
- Typing can improve English language skills. ...
- Typing gives kids an advantage in education. ...
- Typing give kids an advantage in their future career. ...
- Typing helps kids with specific learning difficulties.

## Advantages of Touch Typing Skills

**1. Speed.** This is going to be the first and most obvious benefit of learning touch type. A touch typist can easily reach typing speeds above 75-80 [per minute](#), while a hunt and peck typist would be hard pressed to reach 20 words per minute. This is also increased by the fact that an accomplished touch typist doesn't have to look at the keyboard. It is difficult to type something while reading it if you have to look down at the keyboard every other second to find your next key.

**2. Accuracy.** One of the most important things to learn no matter how you type is to type accurately. Ask anyone who's ever played a multi player online game, and they'll tell you how important it is to be able to type quickly and accurately. No one is going to be able to ride to your rescue if your typing skills are so atrocious that no one can understand what you're saying.

**3. Time.** If you increase your typing speed from, say 30 words per minute to 60, you have effectively halved the time it would take you to do the same amount of work. An average two finger typist, typing at for example 30 words per minute, will type a 250 word section in about 17 minutes. A touch typist, on the other hand, typing at an average 60 words per minute, can

ning to  
[words](#)  
ch 30  
d touch  
hing  
stroke

r hard  
layer  
e  
e if your  
saying.

nute to  
me  
f 15  
A touch  
an type

the same section in around 4 minutes.

**4. Fatigue (getting tired).** Typing is both mentally and physically exhausting to do for long periods of time. Learning to touch type properly reduces mental and physical fatigue. Mentally, it keeps you from having to focus on two things at once. All you have to worry about is your output, not finding individual keys. Physically, it keeps you from constantly having to bend your head over the keyboard to find your next couple of keystrokes.

**5. Health.** Overall, touch typing is better for your health. You're not hunched over looking at the keys, and using all of your fingers actually reduces the risk for repetitive stress injuries, or RSI. Many people who work on keyboards with computers all day are at risk for these repetitive stress injuries.

**6. Job Prospects.** Typing is not an optional skill anymore. Many employers require computer skills and a certain typing speed to even be considered for some positions. Needless to say, they aren't looking for 20-30 word per minute hunt and peck typists. Learning to touch type, and to do so accurately, can be one of the most invaluable skills of your career. Want to find out your wpm typing speed, visit a <http://www.ratatype.com/typing-test/>.

**7. Focus.** When you're typing with two fingers, your focus is split between finding the keys on the keyboard and the work you are doing on the computer. Learning to touch type allows you to focus on one thing instead of two, which tends to increase productivity and make it easier to pay attention to the details of your project rather than having to focus on your keys.

**8. Editing.** If you spend your time staring at your keyboard, you are not likely to notice spelling or grammar mistakes until well after you have made them. Touch typing gives you the option of editing as you go. You'll be able to correct errors as they appear and backspace to fix them. This is also good for catching grammar mistakes, as what you see in your head may not sound as good as you think.

hausting  
s both  
as on  
ding the  
d your

unched  
the risk  
ards or

oyers  
red for  
er  
urately,  
at your

ween  
omputer.  
. This  
ne

ot going  
e them.  
see

nd on

paper.

Touch typing may seem like it's not worth the time, especially if you're confident in your hunt and peck skills. It is, however, one of the most valuable skills you can learn. It may take a little more time than you would like, especially if you have a life time of bad habits to relearn, but in the end, the investment of time will pay off in more ways than you can imagine. This is a basic list of the benefits of touch typing. There are many more out there to discover for anyone who wishes to learn.

Touch Typing test -



### Week\_18\_Beginner\_Touch\_Typing\_Test


Managed by Arthur Alton

---

[Overview](#)   [Students](#)   [Instructors](#)   [Results](#)

---

 **Week\_18\_Beginner\_Touch\_Typing\_Test** 

 Students will practice with this beginner typing test

---

Test active | **Jan 23, 2023 - Jan 31, 2023**

...  
e already  
valuable

d, a small  
is just  
ere to



---

Created on | **Jan 22, 2023**  
Modified on | **Jan 22, 2023**

---

## **Week\_18\_Intermediate\_Touch\_Typing\_Test** Managed by Arthur Alton

[Overview](#) | [Students](#) | [Instructors](#) | [Results](#)

### **Week\_18\_Intermediate\_Touch\_Typing\_Test**



Students will practice with small words

---

Test active | **Jan 23, 2023 - Jan 31, 2023**

---

Created on | **Jan 22, 2023**

Modified on | **Jan 22, 2023**

Next we will have a simple coding exercise,  
This will learn about sequence of steps and block coding.



Go to [www.code.org/learn](http://www.code.org/learn)

(be sure to include the forward slash "/" character, this is just below semicolon ";")

Then click on:



Click on the [Start] button



### CodeMonkey Jr.: Pre-coding for Preschoolers

CodeMonkey Studios  
Pre-reader | Blocks

In a world filled with captivating creatures and bright colors, 4-6 year olds will join a monkey on a mission to collect bananas and unlock treasure chests. All the while, they will explore and learn the basics of code as they use blocks to program a monkey's journey through the world.



w the



Start

