

Week_13

Trinity Coding4Kids

11/18/2023

Students, Why is it important to keep your fingers on the home row and not overuse your pointer fingers?

Last test results:

Students did very good and exceeded my expectations!

Review: typing club - dashboard

Touch Typing is an important skill to learn.

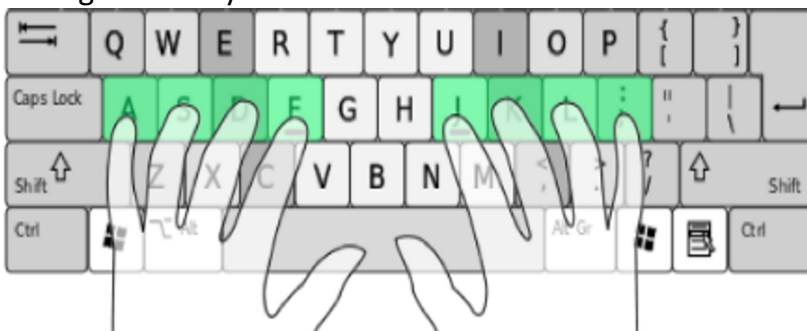
Once you learn to touch type, this skill will help you in many ways.

Keep practicing and learn the whole keyboard.

Our number one rule is

"Don't Look at the Keyboard"

Learn the finger for each key and memorize the location, then practice typing each key while NOT looking at the keyboard.



Week_13_Beginner_TouchTyping_Test ●



Students will practice the home row keys with an emphasis on the 4th & 5th fingers.

Test active

Nov 18, 2024 - Jan 6, 2025

Week_13_Intermediate_Touch_Typing_Test ●



Students will warmup then practice with a bible passage from Psalms

Test active

Nov 18, 2024 - Jan 6, 2025

During our coding segment, Please turn off your speakers
(we do not want to distract other students)

We will be loading up -

www.code.org

Click on {Hour Of Code}

Next click on:



The card features a photo of Mark Zuckerberg, a red Angry Bird character, and a maze grid. A speech bubble contains the text "move forward" and "turn right".

Classic Maze

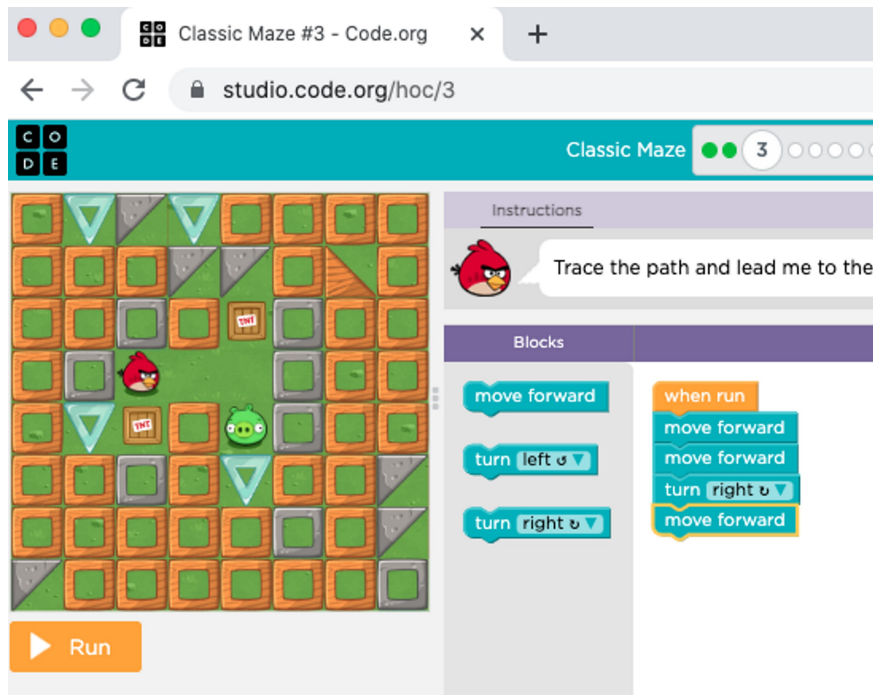
Try the basics of computer science. Millions have given it a shot.

Next click on:

[Try now]

URL (remove the "1")


<https://studio.code.org/hoc/1>



The screenshot shows a web browser window with the URL studio.code.org/hoc/3. The game interface includes a 10x10 maze grid with a red Angry Bird character and a green pig character. The "Instructions" panel says "Trace the path and lead me to the :". The "Blocks" panel shows a sequence of code blocks: "when run", "move forward", "move forward", "turn right", and "move forward". A "Run" button is visible at the bottom left.

← → ↻ studio.code.org/hoc/3

Classic Maze 3



Instructions

Trace the path and lead me to the silly pig.

Blocks | **Workspace: 5**

- move forward
- turn left ↻
- turn right ↻
- when run
 - move forward
 - move forward
 - turn right ↻
 - move forward

Reset

Need help?
See these videos and hints

← → ↻ studio.code.org/hoc/7

Click to go forward, hold to see history

Classic Maze 7



Instructions

Try to get me to the green intruder using

Blocks

- move forward
- turn left ↻
- turn right ↻
- when run
 - turn right ↻
 - repeat 5 times
 - do move forward

← → ↻ studio.code.org/hoc/12

Classic Maze



Instructions

Dear person. Me zombie. Me hungry. Must

Blocks

- move forward
- turn left ↻
- turn right ↻
- repeat until
 - do
 - move forward
 - turn left ↻
 - move forward
 - turn right ↻
- repeat until
 - do

Reset